




Shree Bhagwati INFRASTRUCTURE™

An ISO 9001:2015 Certified Company



“A COMPLETE SHUTTERING SOLUTION”



INTRODUCTION

SHREE BHAGWATI INFRASTRUCTURE (SBIS) is a company which specializes in Design, Manufacturing & Export a wide range of Scaffolding, Shuttering & Formwork System, It is a large establishment having core capabilities of manufacturing Quality Steel Scaffolding & Engineering fabrication. The Product mix of the company includes a wide range of product for construction, scaffolding & formwork industry. Our product adhere to International Standards with uniformity and is manufactured in house with all modern facilities. We also manufacture products as per customer requirement. We have clients in National & International market.



SERVICES

MANUFACTURES

- ★ Steel Shuttering
- ★ Wooden Shuttering
- ★ Scaffolding

HIRE

- ★ Steel Shuttering
- ★ Scaffolding

CONTRACTORSHIP

- ★ Installation of Scaffolding

SALES

- ★ Form Work Accessories
- ★ Scaffolding Accessories
- ★ Shuttering Accessories

EXPORTS

- ★ Steel Shuttering
- ★ Scaffolding
- ★ Accessories

MAINTENANCE

- ★ Steel Shuttering
- ★ Scaffolding

PRODUCT PORTFOLIO

Our range of products includes the following products:

STEEL SHUTTERING

- ☛ Telescopic Steel Props
- ☛ Walkway Planks
- ☛ Cuplock Scaffolding Systems
- ☛ Scaffolding Vertical
- ☛ Scaffolding Horizontal
- ☛ Column Form Work
- ☛ Steel Plates
- ☛ Base Jack
- ☛ U Jack
- ☛ Channel

WOODEN SHUTTERING

- ☛ Shuttering Plywood
- ☛ Wooden Batten

ACCESSORIES

- ☛ Shuttering Accessories
- ☛ Scaffolding Accessories
- ☛ Form Work Accessories

COLUMN FORM WORK

COLUMN CLAMP

Corrosion resistant stainless steel.

Ideal for holding chromatography columns.

Note : An additional clamp holder is required to attach clamps to frames or other apparatus.



Sizes Available :

900 mm 1200 mm 1500 mm 1800 mm

SHUTTERING CLAMP (SHIKANJA)

Shikanja Is Used For Gripping The Shuttering. It Is Available In Various Sizes

Sizes Available :

2.0 Ft 2.5 Ft 3.0 Ft



WOODEN SHUTTERING

SHUTTERING PLYWOOD

We are actively engaged in offering a wide gamut of shuttering Plywood. These are processed using high grade wood and the latest technology with set universal standards at vendors end. Additionally offered products are checked against various parameters of quality under the strict supervision of quality controllers to ensure the flawlessness. These can also be availed by our prestigious clients.



FEATURES:

- ★ Termite Resistance
- ★ High Strength
- ★ Waterproof



WOODEN BATTEN


We are one of the suppliers of a superiorly designed gamut of Wooden Batten. Also, our vendors fabricate the entire range using quality proven seasoned wood and advanced technology in compliance with the set industry standards. These Wooden Batten are well-known among clients for their long lasting look, moisture resistance and easy maintenance. Wooden Batten are well-tested on various parameters of quality by our quality controllers to ensure their flawlessness.

CUPLOCK SCAFFOLDING & SUPPORT SYSTEM

CUPLOCK is a proven multipurpose scaffolding system which can be used for all form of access and support structure in the building and construction industries.

Speed of erection - Cuplock provides major saving in erection and dismantling, thus minimizing insight cost & time. It can be erected 75% faster than traditional scaffoldings. When not in use, its modular constructions ensure minimum Space requirements for storage.

The success of cuplock lies in the node point or fastening method. Four horizontal can be fastened at one time making a very rigid connection. The horizontal bear directly on the verticals and are firmly clamped by the action for the cup. There are no loose parts to lose. The figid node point allows for high horizontal loads experienced with a 57kN leg. load.



VERTICALS / STANDARDS CUPLOCK

Vertical are available to suit any propping or access application economically. The lower cups are welded in position, the upper cups are retained by a fix stop. The vertical are drilled for the fixing of spigot joint.

Sizes Available :

3.0 M **2.5 M**
2.0 M **1.0 M**

"Other sizes as per partys requirement."

HORIZONTALS / LEDGERS CUPLOCK

Minimum projection of blades avoids damages in handling and uniform dimension make the cup joint rigid. The simple robust design ensures that horizontals need no maintanance.



Sizes Available :

2.5 M **2.0 M** **1.5 M**
1.25 M **1.2 M**

"Other sizes as per partys requirement."

ADJUSTABLE BASE JACK / STIRRUP HEAD JACKS

The Adjustable Jack / Stirrup provides a method of adjustments which can be used either on the top or bottom of a scaffold support structure

Sizes Available : 32mm dia, 300mm adjustment
36mm dia, 300mm adjustment

"Other sizes as per partys requirement.



Jack Nut
Forged Steel



Jack Plate
Low Carbon Steel



U Head Jack



Screw Jack



Solid Jack



Universal Jack

TELESCOPIC SPAN

High level economy and performance can be achieved by the use of adjustable Beam Spans in conjunction with steel panels or with plywood form, both outer and inner members are provided with tapered bearer plates for easy removal.



SCAFFOLDING PLATFORM / WALKWAY PLANKS



Made out of MS Square Pipes Bracing supports, Provide a suitable platform in construction work.

SHUTTERING CHANNELS

Made out of MS Square Channels for Props Support Proved a Suitable platforms in construction work.



TELESCOPIC PROPS

Props are the most economic and popular method of support in the building industry today. Ideally suited to all kinds of building construction, form work and repair. Props Eliminate the time of customer in cutting the wood to length, wedging and nailing when used in vertical as a prop.





Features :

- ❖ Completely adjustable for height.
- ❖ Extremely robust, easy to handle, compact to store.
- ❖ Quickly and simply erected.
- ❖ No Loose parts, no tools necessary.
- ❖ Headplates suit modern form work systems for slab construction.
- ❖ Beam type or U-Head props are available as per customer requirements.

SHUTTERING PLATES

High level economy & performance can be achieved by the use of adjustable roofs shuttering plate with steel panels of with plywood forms provide suitable plate forms in construction work. (3x2 Sheets with 35x35x5mm ISO angles in welding) as per your requirement.



H-FRAMES & LADDERS

H-Frame Shuttering Scaffolding is an effective means of erecting scaffolding. The Two rectangular frames, which are also called H-Frame, are braced with cross bracing that secured on H-Frames by split pins.

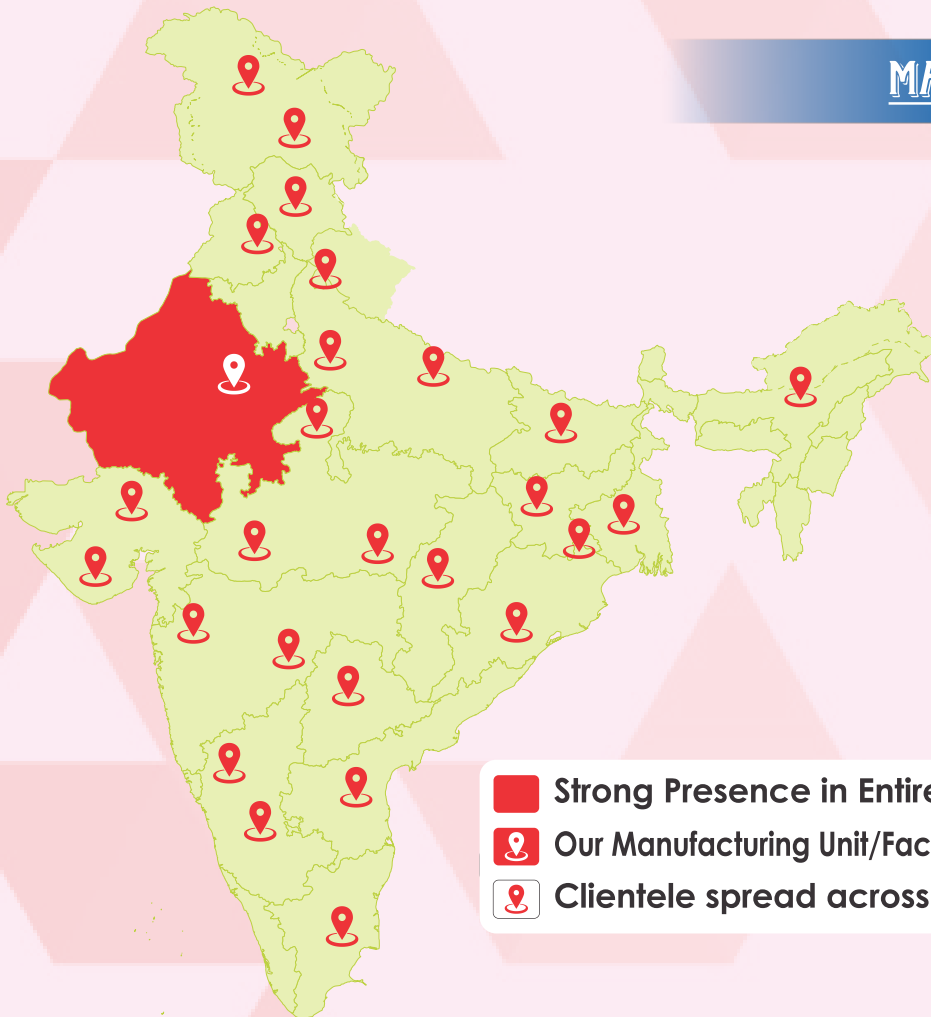


These Ladders can be used at project site with ease. Each flight cover 1.50m height and can be easily fitted to the Frame of Cuplock with the help of Hooks & Couplers which are rigidly welded with the Stair Assembly. These ladders can be used for different height by adding Cuplock Frame with suitable Bracings.

CLIENTELE



MARKETS COVERED - PAN INDIA



- Strong Presence in Entire State of Rajasthan.
- 📍 Our Manufacturing Unit/Factory, Warehouse located in Jaipur City.
- 📍 Clientele spread across India in just 5 Years. (2012-17)




Tie Rod



Anchor Nut



Gho Gho Bolt



Rapid Clamp



Gho Gho Machine



Joint Pin



Double Coupler



Swivel Coupler

1. Column Clamp and Shuttering Clamp of various Sizes.
2. Wooden Shuttering Plywood and Wooden Batten.
3. Cuplock System Vertical and Horizontal of various Sizes.
4. Adjustable Jacks / Stirrup Jacks of various Sizes.
5. Telescopic Span.
6. Scaffolding Platform / Walkway Planks.
7. Shuttering Channels.
8. Adjustable Telescopic Props of various Sizes.
9. Shuttering Plates.
10. H-Frames and Ladders.



Shree Bhagwati INFRASTRUCTURE™

Address: E-859 (B), E-859 (C) Road, No. 14, VKI Area, Jaipur-13

Office : 0141-2333955, Mobile : 09829069731, 9828569731, 9549111111

Email : info@sbis-global.com, marketing@sbis-global.com, ajay_goyal_05@yahoo.co.in

Web : www.sbis-global.com